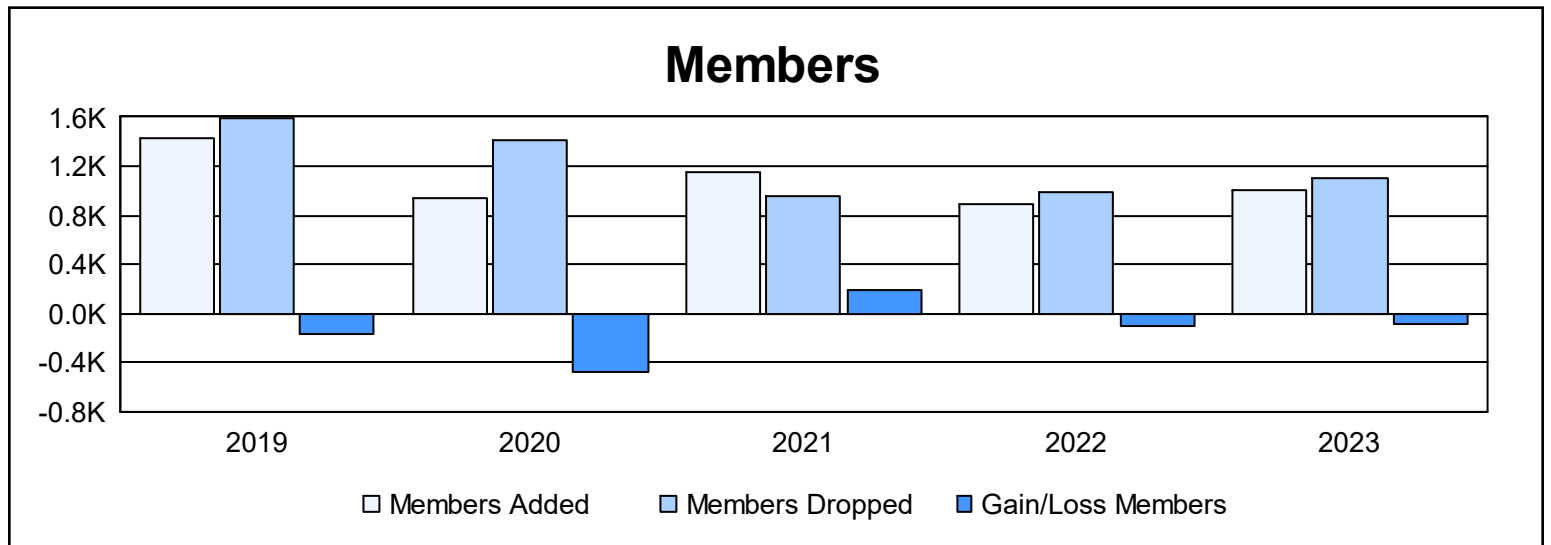
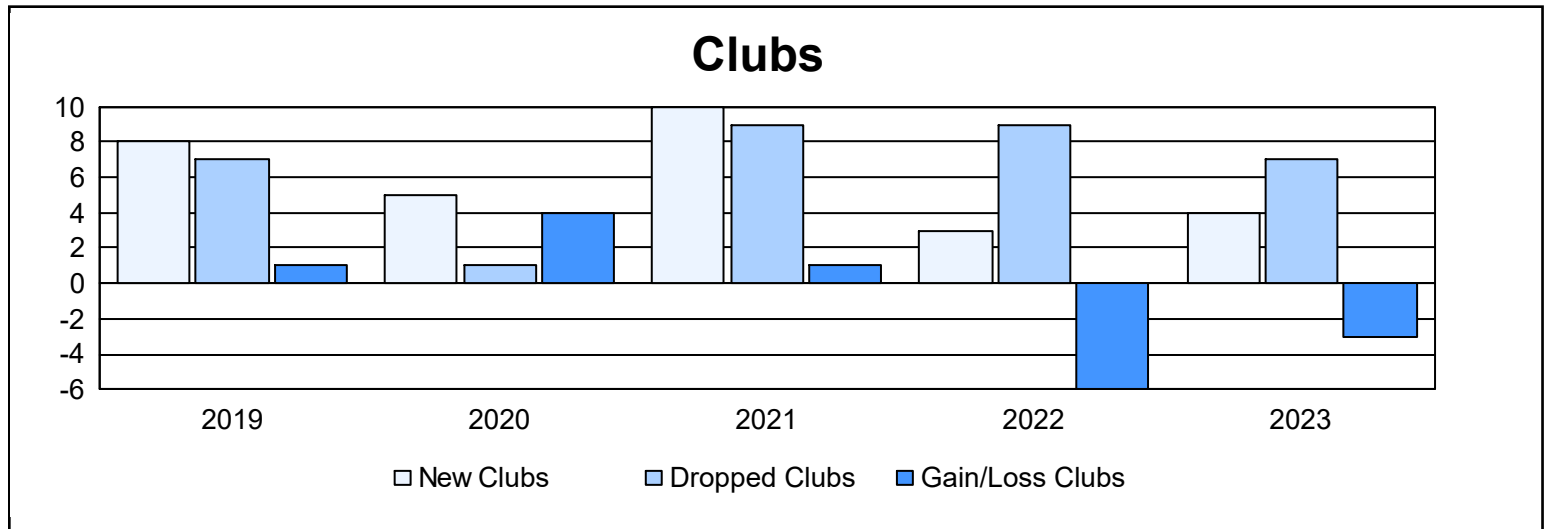
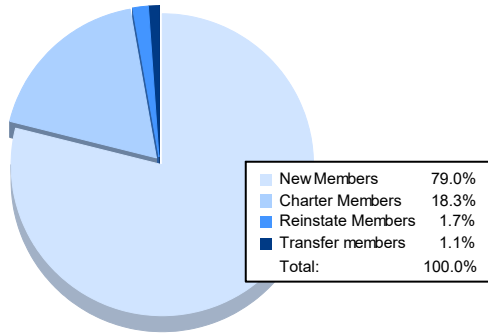


| Year | New Clubs | Dropped Clubs | Gain/ Loss Clubs | New Members | Charter Members | Reinstate Members | Transfer Members | Total Member Added | Total Members Dropped | Gain/ Loss Members |
|----------------|-----------|---------------|------------------|-------------|-----------------|-------------------|------------------|--------------------|-----------------------|--------------------|
| 2018-2019 | 8 | 7 | 1 | 1,040 | 306 | 60 | 17 | 1,423 | 1,592 | -169 |
| 2019-2020 | 5 | 1 | 4 | 722 | 132 | 59 | 22 | 935 | 1,413 | -478 |
| 2020-2021 | 10 | 9 | 1 | 847 | 269 | 25 | 15 | 1,156 | 959 | 197 |
| 2021-2022 | 3 | 9 | -6 | 746 | 100 | 35 | 10 | 891 | 995 | -104 |
| 2022-2023 | 4 | 7 | -3 | 799 | 185 | 17 | 11 | 1,012 | 1,099 | -87 |
| Average | 6 | 7 | -1 | 831 | 198 | 39 | 15 | 1,083 | 1,212 | -128 |



Membership Composition June 2023 Cumulative



Gender Composition June 2023 Cumulative

